



# Jordan School District (UT)

Secondary  
Spring 2025



## Summary

Topic Description	Results	Benchmark
<b>Emotion Regulation</b> How well students regulate their emotions.	<b>60%</b> ▼ 2 since last survey	 80th - 99th percentile compared to others nationally
<b>Self-Efficacy</b> How much students believe they can succeed in achieving academic outcomes.	<b>48%</b> ▼ 3 since last survey	 20th - 39th percentile compared to others nationally
<b>Self-Management</b> How well students manage their emotions, thoughts, and behaviors in different situations.	<b>76%</b> ▼ 4 since last survey	 60th - 79th percentile compared to others nationally
<b>Sense of Belonging</b>	<b>52%</b> ▼ 3 since last survey	 40th - 59th percentile compared to others nationally
<b>Social Awareness</b> How well students consider the perspectives of others and empathize with them.	<b>69%</b> ▼ 2 since last survey	 60th - 79th percentile compared to others nationally

8,802 responses



## Emotion Regulation

Your average

**60%**

8,802 responses

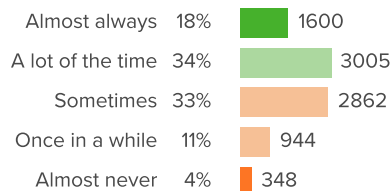
Change

▼ **2**

since last survey

How did people respond?

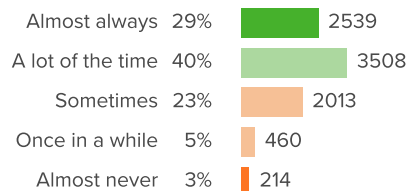
**Q.1: How often are you able to pull yourself out of a bad mood?**



▼ **1** from last survey

Favorable: **53%**

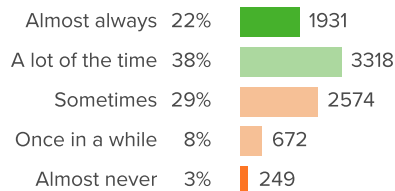
**Q.2: How often are you able to control your emotions when you need to?**



▼ **3** from last survey

Favorable: **69%**

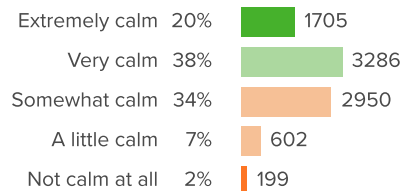
**Q.3: When you get upset, how often can you get yourself to relax?**



▼ **2** from last survey

Favorable: **60%**

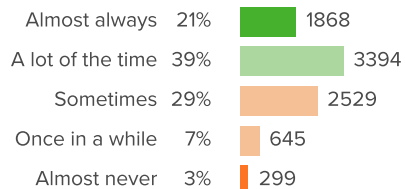
**Q.4: When things go wrong for you, how calm are you able to stay?**



▼ **2** from last survey

Favorable: **57%**

**Q.5: When you get upset, how often do you stop to think before you act?**



▼ **1** from last survey

Favorable: **60%**



## Self-Efficacy

Your average

**48%**

8,802 responses

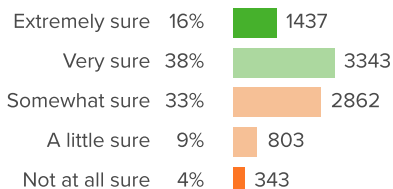
Change

▼ **3**

since last survey

How did people respond?

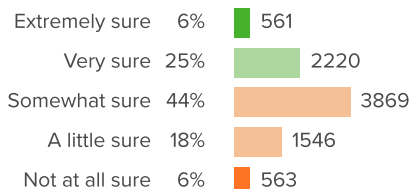
**Q.1: How sure are you that you can complete all the schoolwork that is given to you?**



▼ **6** from last survey

Favorable: **54%**

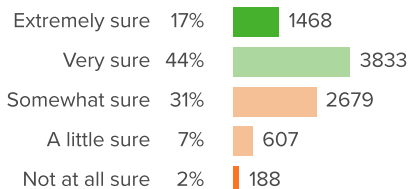
**Q.2: How sure are you that you will remember what you learned in your current classes, next year?**



▼ **3** from last survey

Favorable: **32%**

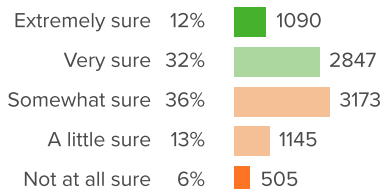
**Q.3: How sure are you that you can learn all the subjects taught in your classes?**



▼ **4** from last survey

Favorable: **60%**

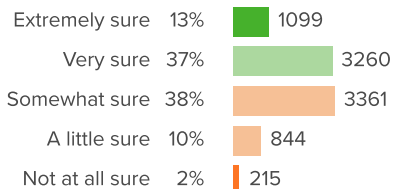
**Q.4: How sure are you that you can do the hardest schoolwork that is given to you?**



▼ **1** from last survey

Favorable: **45%**

**Q.5: When complicated ideas are discussed in class, how sure are you that you can understand them?**



▼ **1** from last survey

Favorable: **50%**



## Self-Management

Your average

**76%**

8,802 responses

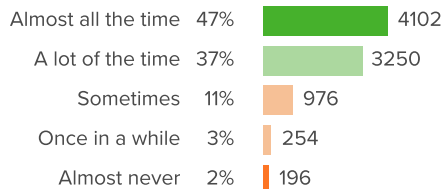
Change

▼ **4**

since last survey

How did people respond?

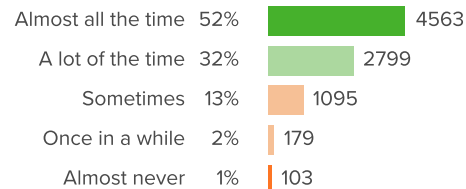
**Q.1: During the past two weeks, how often did you allow others to speak without interrupting them?**



▼ **2** from last survey

Favorable: **84%**

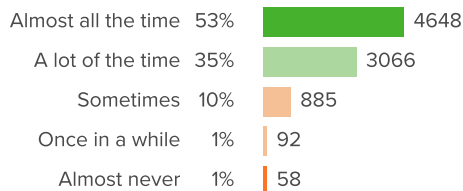
**Q.2: During the past two weeks, how often did you come to class prepared?**



▼ **3** from last survey

Favorable: **84%**

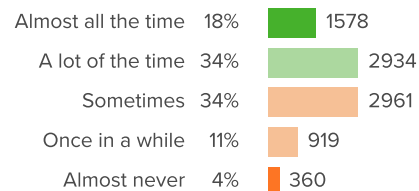
**Q.3: During the past two weeks, how often did you follow directions in class?**



▼ **3** from last survey

Favorable: **88%**

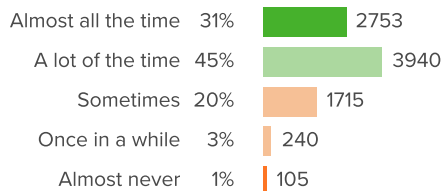
**Q.4: During the past two weeks, how often did you get your work done right away, instead of waiting until the last minute?**



▼ **6** from last survey

Favorable: **52%**

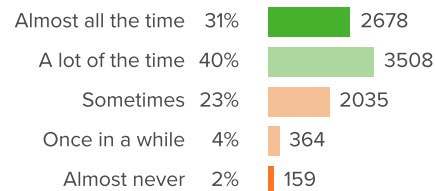
**Q.5: During the past two weeks, how often did you pay attention in class?**



▼ **5** from last survey

Favorable: **76%**

**Q.6: During the past two weeks, when you were working on your own, how often did you stay focused?**



▼ **4** from last survey

Favorable: **71%**



## Sense of Belonging

Your average

**52%**

8,802 responses

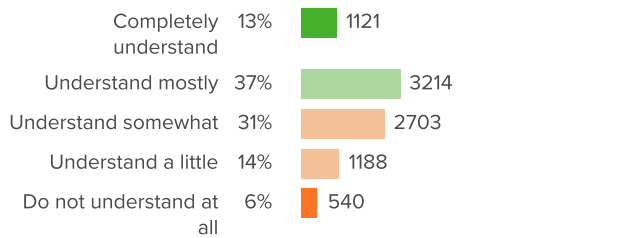
Change

▼ **3**

since last survey

How did people respond?

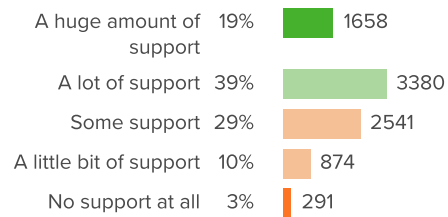
**Q.1: How well do people at your school understand the kind of person you are?**



▼ 4 from last survey

Favorable: **49%**

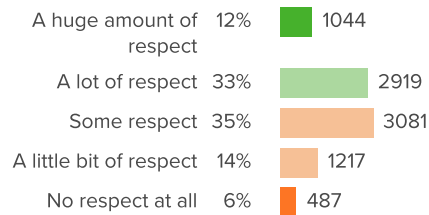
**Q.2: How much support do the adults at your school give you?**



▼ 4 from last survey

Favorable: **58%**

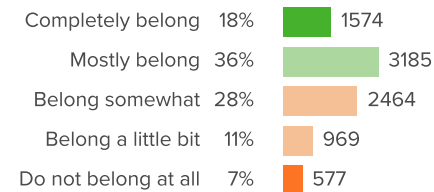
**Q.3: How much respect do students at your school show you?**



▼ 2 from last survey

Favorable: **45%**

**Q.4: When you are at school, how much do you feel like you belong?**



▼ 4 from last survey

Favorable: **54%**



## Social Awareness

Your average

**69%**

8,802 responses

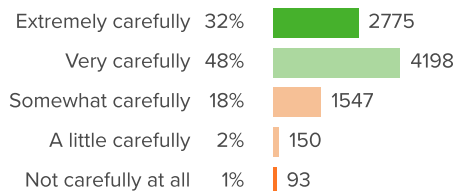
Change

▼ **2**

since last survey

How did people respond?

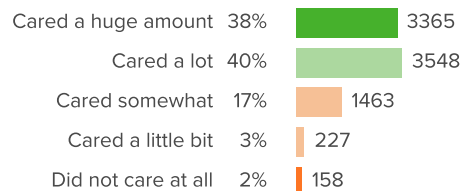
**Q.1: During the past two weeks, how carefully did you listen to other people's opinions?**



▼ **1** from last survey

Favorable: **80%**

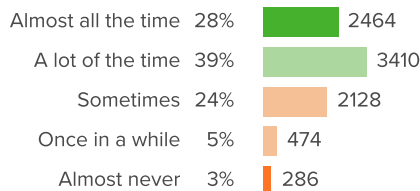
**Q.2: During the past two weeks, how much did you care about other people's feelings?**



▼ **1** from last survey

Favorable: **79%**

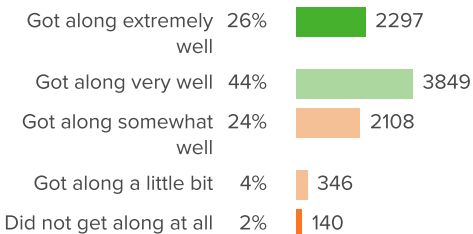
**Q.3: During the past two weeks, how often did you compliment others' accomplishments?**



▲ **1** from last survey

Favorable: **67%**

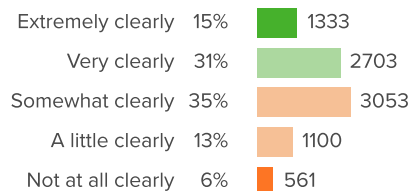
**Q.4: During the past two weeks, how well did you get along with students who are different from you?**



▼ **2** from last survey

Favorable: **70%**

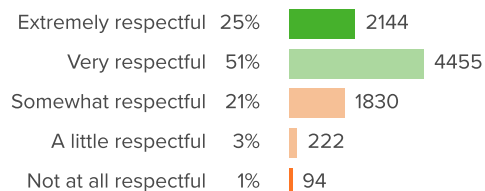
**Q.5: During the past two weeks, how clearly were you able to describe your feelings?**



▼ **3** from last survey

Favorable: **46%**

**Q.6: During the past two weeks, when others did not agree with you, how respectful were you of their opinions?**

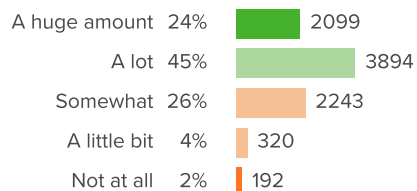


▼ **2** from last survey

Favorable: **75%**



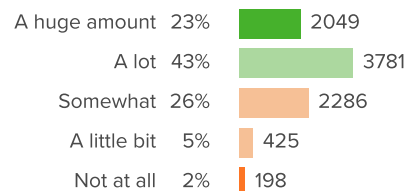
**Q.7: During the past two weeks, how much were you able to stand up for yourself without putting others down?**



▼ 2 from last survey

Favorable: **69%**

**Q.8: During the past two weeks, how much were you able to disagree with others without starting an argument?**



▼ 1 from last survey

Favorable: **67%**